

6

Social Protection



The State guarantees adequate protection in the contingencies and situations that the law defines, to all those included in its field of action and their relatives or dependents through the Social Security system. At the present time the Social Security constitutes, along with the public system of social services, one of the main pillars of the welfare state, and the complementary action of both systems is essential to obtain and maintain social cohesion.

In this chapter information on the public system of social protection in Andalusia is offered through two subchapters. The first, "Social benefits" takes in the most important contributory and non-contributory pensions, excluding

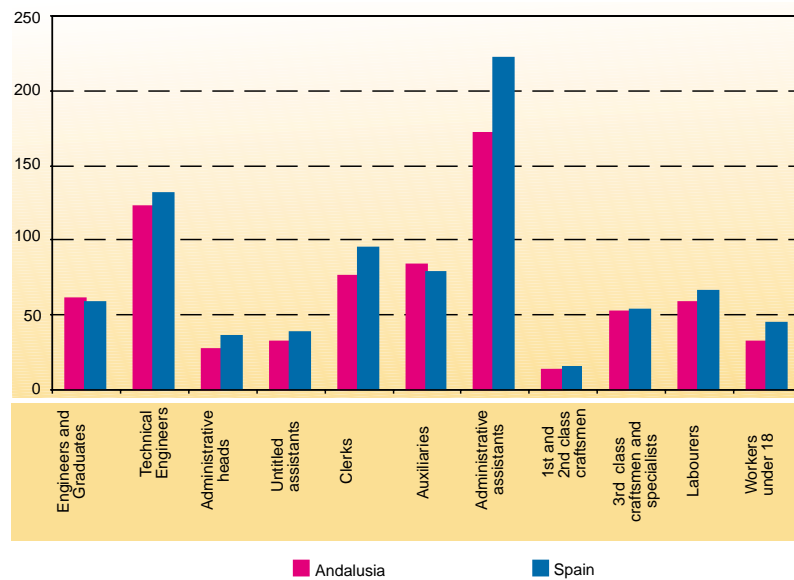
unemployment benefits. The second, "Social services and social action", reports on the different social welfare and care centres at the disposal of certain groups as well as of the number of trusteeships, guardianships, foster families and adoptions of children in Andalusia.

6.1. Social benefits

The information relating to workers affiliated in the General and Coal Mining Regime of the Social Security comes from the affiliation files of the workers in the different regimens of the Social Security, which corresponds to the General Treasury of the Social Security. This operation is made by the Information Technology General Sub-Department of the General Treasury of the Social Security, following the

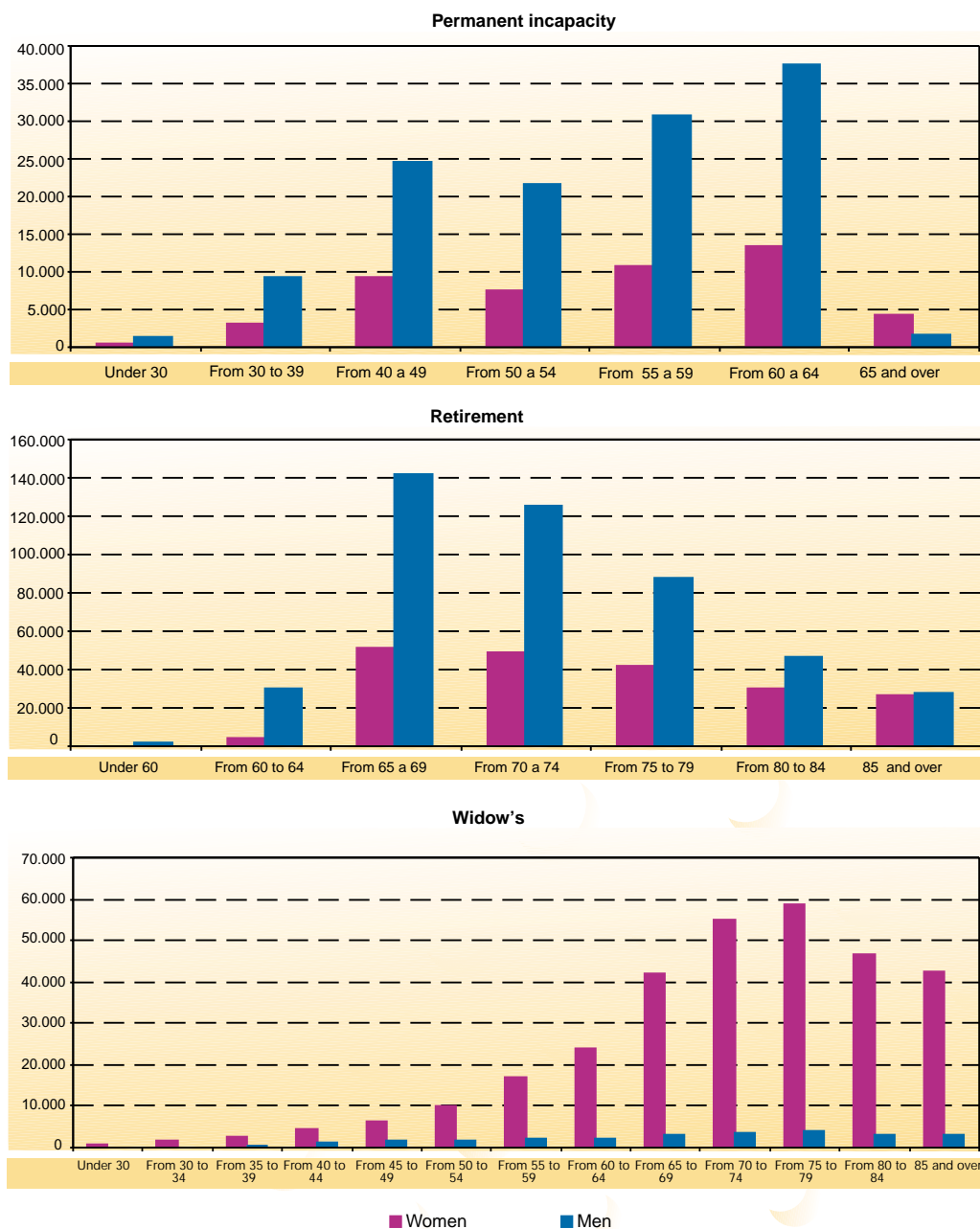
instructions and specifications given by the General Sub-Department of Social and Labour Statistics of the Ministry of Work and Social Affairs. This last organism supplies the information.

6.1.1. Index of feminization of workers' affiliated in the general and coal mining regime of the Social Security according to payment group. 2001 (data on 31st december)



SOURCE: Ministry of Work and Social Affairs

6.1.2. Number of permanent incapacity, retirement and widow's pensions by age band and gender in Andalusia. 2001 (pensions in force on 31st december)

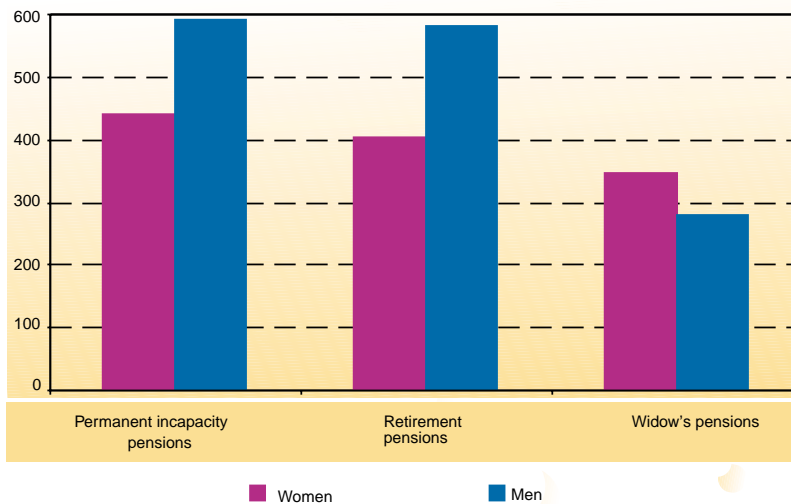


SOURCE: National Institute of Social Security

Periodic benefits for life or for an indeterminate period are denominated pensions. The classes of contributory pensions are: permanent incapacity, retirement, widow's pension, orphan and for family members. These last three are called pensions of death and survival. The data on number and average amount of the contributory pensions

come from the General Economic Studies Sub-Department of the National Institute of the Social Security (INSS) that obtains them from the administration of the files of these pensions.

6.1.3. Average amount of permanent incapacity, retirement and widow's pension by gender in Andalusia. 2001 (euros/month) (pensions in force on the 31st december)

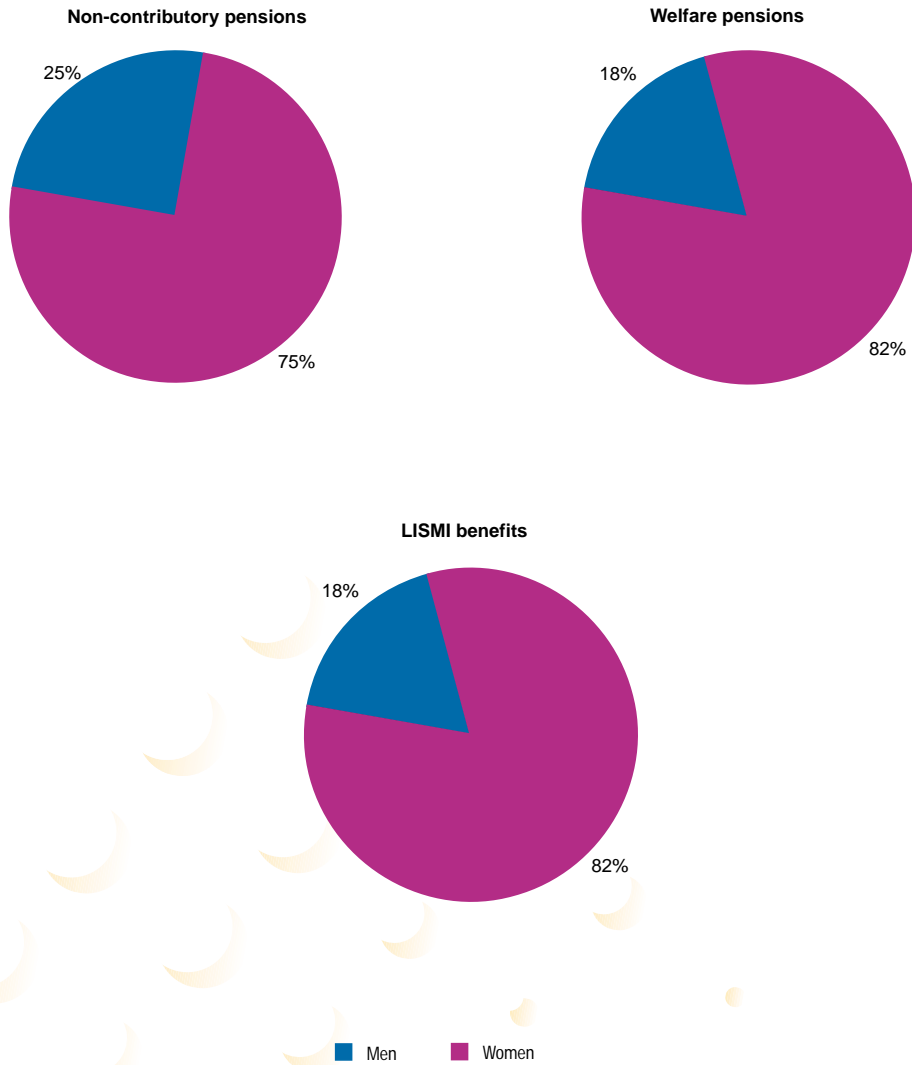


SOURCE: National Institute of the Social Security

The non-contributory pensions are periodic life benefits or of an indeterminate period in favour of those people who have never contributed or for not long enough to obtain contributory benefits through their professional activities. The welfare pensions are individualised, periodic economic aids for elderly, ill or disabled people. The benefits

LISMI are socio-economic benefits for the disabled arising out of the Law 13/82 of Social Integration of the Disabled. The Andalusian Institute of Social Services, autonomous organism assigned to the Regional Government Ministry of Social Affairs, elaborates the numbers of the non-contributory benefits relating to Andalusia.

6.1.4. Non-contributory benefits according to type by gender in Andalusia. 2001
(data on 1st december)



SOURCE: Regional Government Ministry of Social Affairs

The information on family benefits for dependent children refers to the contributory or non-contributory economic allowance for the protection of each child under eighteen,

or over for those who suffer a disability of a degree equal or superior to 65 percent, dependent on the beneficiary of the benefit.

6.1.5. Number of beneficiaries and total amount of family benefits for dependent children by modality per province. 1997 and 2001

	Almería		Cádiz		Córdoba		Granada	
	Number of beneficiaries ^a	Total amount ^b	Number of beneficiaries ^a	Total amount ^b	Number of beneficiaries ^a	Total amount ^b	Number of beneficiaries ^a	Total amount ^b
1997								
Type								
Contributory	17.136	9,76	48.753	24,54	24.823	14,81	31.449	16,46
Non contributory	1.477	0,69	10.008	3,87	2.795	1,43	2.966	1,51
Total	18.613	10,45	58.761	28,42	27.618	16,25	34.415	17,97
2001								
Type								
Contributory	13.780	11,42	34.536	24,78	18.708	16,78	23.515	18,29
Non contributory	1.298	0,86	9.773	5,34	2.662	1,77	2.960	2,06
Total	15.078	12,28	44.309	30,12	21.369	18,55	26.475	20,34

SOURCE: Ministry of Work and Social Affairs. Yearbook of Labour Statistics and Social Affairs

^aAnnual average.
^bMillions of euros/year.

Huelva		Jaén		Málaga		Sevilla		Andalusia		
Number of beneficiaries ^a	Total amount ^b	Number of beneficiaries ^a	Total amount ^b	Number of beneficiaries ^a	Total amount ^b	Number of beneficiaries ^a	Total amount ^b	Number of beneficiaries ^a	Total amount ^b	
										1997
17.725	9,33	23.400	12,71	45.623	24,56	64.758	33,30	273.667	145,48	Type
2.101	1,21	1.829	0,86	6.551	2,80	9.564	4,12	37.290	16,50	Contributory
										Non contributory
19.826	10,54	25.229	13,57	52.173	27,36	74.322	37,42	310.956	161,97	Total
										2001
12.813	9,59	16.372	13,12	30.633	25,86	47.597	35,62	197.953	155,46	Type
2.350	2,41	1.658	1,10	5.972	3,66	9.143	5,75	35.815	22,94	Contributory
										Non contributory
15.163	12,00	18.029	14,22	36.605	29,51	56.740	41,37	233.767	178,40	Total



6.2. Social services and social action

Social care centres constitute the physical and functional structure from where action is taken to prevent or eliminate situations of social exclusion, take care of the specific requirements of certain population groups, facilitate the adaptation into society and promote individual and collective

well being. The information that is offered on these centres are classified according to the collective addressee of its services: communitarian social services centres, centres for elderly people, disabled, infant, youth and woman's care centres.

6.2.1. Social care centres by recipient group per province. 2001

	Almería	Cádiz	Córdoba	Granada	Huelva	Jaén	Málaga	Sevilla	Andalusia
Community ^a	21	22	26	26	9	23	30	46	203
Adults ^b	24	41	46	33	24	39	24	56	287
Handicapped ^b	13	40	31	28	13	30	41	35	231
Infancy ^{bc}	16	28	25	14	18	9	12	39	161
Women	19	23	21	28	22	25	26	56	220
Youth	38	49	58	39	47	33	36	84	384
Total	131	203	207	168	133	159	169	316	1.486

SOURCE: Regional Government Ministry of Social Affairs
Regional Government Ministry of the Presidency. Andalusian Woman's Institute
Regional Government Ministry of the Presidency. Andalusian Youth Institute

^aFor the general public.

^bCentres belonging to the Andalusian Institute of Social Services (IASS) and officially approved centres.

^cNine centres with their own agreements with Town Halls have been included. Each centre has a dining room.

6.2.2. Places available in residential care homes by recipient group per province. 2001

	Almería	Cádiz	Córdoba	Granada	Huelva	Jaén	Málaga	Sevilla	Andalusia
Handicapped ^{ab}	284	1.445	990	820	377	540	1.006	1.348	6.810
Adults ^{ac}	325	815	829	560	500	1.019	680	1.040	5.768
Infancy ^{ad}	1.612	2.222	1.866	1.255	1.163	873	962	3.290	13.243
Women	62	49	37	77	42	49	114	96	526
Youth	528	790	167	542	508	279	565	397	3.776
Total	2.811	5.321	3.889	3.254	2.590	2.760	3.327	6.171	30.123

SOURCE: Regional Government Ministry of Social Affairs
Regional Government Ministry of the Presidency. Andalusian Woman's Institute
Regional Government Ministry of the Presidency. Andalusian Youth Institute

^aPlaces in centres belonging to the Andalusian Institute of Social Services (IASS) and officially approved centres.

^bIncluding centres for the mentally disabled.

^cInformation on the number of places in day care centres is not available.

^dData on the school year 2000-2001. Including centres with agreements with Town Halls. Each centre has a dining room.

Information is offered on the different measures of protection applied to children in situation of neglect and social risk. On the one hand, fostering is a measure of protection by which a child is integrated temporarily into a family; the family assumes the care with no change in the parental authority or guardianship. On the other hand, adoption is a legal measure by which the definitive integration of a child into a family, that assumes all the obligations derived from the parental authority, takes place. Furthermore, the

guardianship is a protection measure in which the Administration assumes only the guardianship of the child at the request of the parents or tutors who are not able to take care of them because of serious illness or other circumstances. Finally, by means of the trusteeship the public organisation assumes all those obligations derived from the exercise of the guardianship of the child, as well as of his representation and administration, when it feels that a child is in a situation of neglect.

6.2.3. Numbers of trusteeships and guardianships of children in care homes by province. 1996 and 2001

	Trusteeships	Guardianships	Total
1996			
Almería	72	112	184
Cádiz	166	242	408
Córdoba	93	107	200
Granada	173	32	205
Huelva	66	101	167
Jaén	84	84	168
Málaga	297	421	718
Sevilla	259	203	462
Andalusia	1.210	1.302	2.512
2001			
Almería	199	233	432
Cádiz	165	210	375
Córdoba	79	240	319
Granada	151	151	302
Huelva	53	63	116
Jaén	66	73	139
Málaga	297	437	734
Sevilla	217	365	582
Andalusia	1.227	1.772	2.999

SOURCE: Regional Government Ministry of Social Affairs

6.2.4. Children residents in care homes by program per province. 2001

	Almería	Cádiz	Córdoba	Granada	Huelva	Jaén	Málaga	Sevilla	Andalusia
Programme of foster homes	42	105	72	30	25	35	62	29	400
Programme of basic residential care	148	236	86	242	149	150	227	376	1.614
Programme for expectant mothers	-	2	4	-	-	-	-	-	6
Programme for behavioural disorders or social conflict	-	6	28	-	-	-	24	8	66
Programme for the disabled	-	-	6	-	-	-	24	22	52
Total	190	349	196	272	174	185	337	435	2.138

SOURCE: Regional Government Ministry of Social Affairs

6.2.5. Number of fostering and adoptions per province. 1999 and 2001

	Fostering in process	Regularised fostering	Proposed adoptions	Regularised adoptions
1999				
Almería	36	16	25	17
Cádiz	129	78	72	25
Córdoba	60	33	10	14
Granada	52	16	62	27
Huelva	69	33	32	25
Jaén	34	14	12	15
Málaga	198	105	85	40
Sevilla	84	35	55	18
Andalusia	662	330	353	181
2001				
Almería	22	13	9	20
Cádiz	139	65	56	45
Córdoba	51	30	13	18
Granada	73	45	63	48
Huelva	50	18	27	26
Jaén	55	34	24	42
Málaga	229	105	85	90
Sevilla	135	41	91	97
Andalusia	754	351	368	386

SOURCE: Regional Government Ministry of Social Affairs