

## 2. Población

### 2.2. Estructura de la población

#### 2.2.1. Población de derecho según sexo y grupos quinquenales de edad por provincias. Año 1998

		Almería	Cádiz	Córdoba	Granada	Huelva	Jaén	Málaga	Sevilla	Andalucía
Menos de 1	H	2.404	4.170	2.625	2.280	1.881	3.518	4.143	7.635	28.656
	M	2.469	3.872	2.417	2.179	1.656	3.327	5.321	7.357	28.599
	T	4.873	8.042	5.042	4.459	3.537	6.845	9.464	14.992	57.255
De 1 a 4	H	11.498	24.488	16.514	16.963	9.962	16.968	25.510	37.670	159.573
	M	11.349	23.043	15.356	16.257	9.307	16.319	25.142	35.750	152.521
	T	22.847	47.531	31.870	33.220	19.269	33.287	50.652	73.420	312.094
De 5 a 9	H	17.394	37.097	24.976	25.507	14.451	24.176	38.532	54.049	236.181
	M	16.106	35.279	23.442	24.343	13.577	23.170	36.830	50.629	223.377
	T	33.500	72.376	48.418	49.850	28.028	47.346	75.362	104.678	459.558
De 10 a 14	H	18.530	41.968	26.081	27.392	15.729	22.474	43.352	59.445	254.970
	M	17.431	40.034	25.020	26.165	15.186	21.594	41.281	56.318	243.028
	T	35.961	82.002	51.101	53.557	30.915	44.068	84.633	115.763	497.998
De 15 a 19	H	21.280	50.986	30.825	32.854	19.515	25.611	51.926	75.012	308.009
	M	20.355	48.596	29.098	31.622	18.726	24.365	49.298	71.140	293.200
	T	41.635	99.582	59.923	64.476	38.241	49.976	101.224	146.152	601.209
De 20 a 24	H	22.443	53.016	31.817	35.220	20.693	25.748	54.502	82.111	325.547
	M	21.573	50.935	30.988	34.301	19.762	24.453	52.630	78.962	313.606
	T	44.016	103.951	62.805	69.521	40.455	50.201	107.132	161.073	639.153
De 25 a 29	H	22.059	49.309	30.998	33.112	19.578	25.129	51.472	75.946	307.603
	M	20.840	47.869	30.405	32.445	18.692	24.144	51.817	74.140	300.352
	T	42.899	97.178	61.403	65.557	38.270	49.273	103.289	150.086	607.955
De 30 a 34	H	22.551	47.488	31.898	32.921	18.663	26.298	51.360	73.422	304.600
	M	21.349	46.793	31.680	33.224	18.026	25.525	53.134	72.966	302.696
	T	43.900	94.281	63.578	66.145	36.689	51.823	104.494	146.388	607.296
De 35 a 39	H	20.186	42.872	29.147	29.653	16.761	24.062	46.672	63.269	272.620
	M	19.222	42.122	28.514	30.074	16.195	23.214	47.842	63.300	270.484
	T	39.408	84.994	57.661	59.727	32.956	47.276	94.514	126.569	543.104
De 40 a 44	H	16.771	36.568	24.154	24.578	14.253	19.351	40.043	54.033	229.749
	M	15.893	36.295	23.989	24.691	13.830	18.435	41.929	54.660	229.725
	T	32.664	72.863	48.143	49.269	28.083	37.786	81.972	108.693	459.474
De 45 a 49	H	14.573	31.995	20.298	21.095	13.140	16.005	36.558	48.492	202.157
	M	14.082	31.564	20.354	21.728	12.470	15.705	37.324	49.458	202.682
	T	28.655	63.559	40.652	42.823	25.610	31.710	73.882	97.950	404.839
De 50 a 54	H	12.472	29.922	19.274	19.945	12.313	14.254	34.957	46.867	190.003
	M	12.379	29.600	19.969	20.995	12.034	15.081	35.710	48.265	194.038
	T	24.851	59.522	39.243	40.940	24.347	29.335	70.667	95.132	384.041
De 55 a 59	H	9.570	22.999	15.769	16.766	9.412	12.814	27.656	36.404	151.391
	M	10.111	23.959	17.663	18.226	9.827	14.617	28.961	38.075	161.439
	T	19.681	46.958	33.432	34.992	19.239	27.431	56.617	74.479	312.830
De 60 a 64	H	11.404	23.551	18.770	20.115	10.556	16.854	28.559	36.929	166.738
	M	12.214	25.076	20.954	22.330	11.566	18.256	31.468	41.595	183.457
	T	23.618	48.627	39.724	42.445	22.122	35.110	60.027	78.524	350.195
De 65 a 69	H	10.481	21.189	18.742	19.726	10.058	17.167	26.653	33.731	157.751
	M	11.865	24.039	21.447	22.129	11.448	18.303	30.195	40.721	180.150
	T	22.346	45.228	40.189	41.855	21.506	35.470	56.848	74.452	337.901
De 70 a 74	H	8.511	14.571	14.919	15.218	7.715	13.113	19.955	25.177	119.178
	M	9.830	18.882	18.427	18.642	9.363	15.044	25.029	33.393	148.615
	T	18.341	33.453	33.346	33.860	17.078	28.157	44.984	58.570	267.793
De 75 a 79	H	5.257	9.380	9.730	9.633	5.208	8.136	12.856	16.734	76.935
	M	7.157	14.011	14.250	13.628	7.864	11.325	18.772	26.221	113.231
	T	12.414	23.391	23.980	23.261	13.072	19.461	31.628	42.955	190.166
De 80 a 84	H	2.797	4.655	5.116	5.184	2.685	4.368	6.867	8.702	40.373
	M	4.708	9.169	9.590	8.887	5.453	7.318	12.104	17.326	74.552
	T	7.505	13.824	14.706	14.071	8.138	11.686	18.971	26.028	114.925
De 85 y más	H	1.995	2.898	3.594	3.706	1.857	3.225	4.353	5.287	26.915
	M	4.334	7.223	8.369	7.441	4.543	6.324	9.865	13.660	61.760
	T	6.329	10.121	11.963	11.147	6.400	9.549	14.218	18.947	88.675
Total	H	252.177	549.120	375.244	391.867	224.433	319.272	605.927	840.910	3.558.950
	M	253.271	558.364	391.931	409.310	229.525	326.520	634.653	873.935	3.677.509
	T	505.448	1.107.484	767.175	801.177	453.958	645.792	1.240.580	1.714.845	7.236.459

FUENTE: INE. Padrón municipal de habitantes del 1 de mayo de 1996

## 2.2.2. Población proyectada según grupos quinquenales de edad y sexo por provincias. Años 2006 y 2016

(hipótesis media)

	Almería	Cádiz	Córdoba	Granada	Huelva	Jaén	Málaga	Sevilla	Andalucía
<b>Año 2006</b>									
<b>Hombres</b>									
De 0 a 4	15.976	33.826	21.391	23.698	13.155	17.983	35.162	51.709	<b>212.900</b>
De 5 a 9	15.307	31.453	20.564	22.694	12.265	17.985	32.817	47.634	<b>200.719</b>
De 10 a 14	15.912	33.132	22.777	23.618	13.376	20.551	35.377	51.011	<b>215.754</b>
De 15 a 19	18.052	38.087	24.860	26.193	14.651	21.766	40.230	55.407	<b>239.246</b>
De 20 a 24	19.770	44.279	27.345	28.925	16.690	22.607	46.981	64.985	<b>271.582</b>
De 25 a 29	23.247	50.870	31.042	33.418	20.675	24.495	53.958	79.419	<b>317.124</b>
De 30 a 34	23.514	49.839	30.294	33.422	20.105	24.293	54.650	79.219	<b>315.336</b>
De 35 a 39	23.622	47.082	30.391	32.495	19.190	24.822	52.143	74.415	<b>304.160</b>
De 40 a 44	22.106	43.984	30.031	31.425	17.444	25.457	50.334	68.850	<b>289.631</b>
De 45 a 49	19.564	39.809	26.896	28.075	15.891	22.764	44.610	59.207	<b>256.816</b>
De 50 a 54	15.779	32.869	21.584	22.182	13.275	17.349	37.329	49.947	<b>210.314</b>
De 55 a 59	13.680	28.647	18.539	19.769	12.143	14.698	34.894	44.426	<b>186.796</b>
De 60 a 64	10.933	24.811	16.864	17.805	10.412	12.980	30.439	40.110	<b>164.354</b>
De 65 a 69	9.593	20.201	14.843	15.976	8.592	13.464	25.466	31.892	<b>140.027</b>
De 70 a 74	9.705	18.783	15.749	16.928	8.870	14.468	23.456	29.853	<b>137.812</b>
De 75 a 79	7.427	12.614	12.532	12.675	6.475	11.844	17.499	20.975	<b>102.041</b>
De 80 a 84	4.555	6.921	7.641	7.572	3.906	6.894	10.463	12.512	<b>60.464</b>
De 85 y más	2.367	3.450	4.212	3.937	2.131	3.797	5.484	6.551	<b>31.929</b>
<b>Total</b>	<b>271.109</b>	<b>560.657</b>	<b>377.555</b>	<b>400.807</b>	<b>229.246</b>	<b>318.217</b>	<b>631.292</b>	<b>868.122</b>	<b>3.657.005</b>
<b>Mujeres</b>									
De 0 a 4	15.006	31.790	20.024	22.202	12.261	16.909	33.027	48.627	<b>199.846</b>
De 5 a 9	14.189	29.528	19.309	21.346	11.194	16.915	30.934	45.000	<b>188.415</b>
De 10 a 14	14.889	31.238	21.367	22.213	12.345	19.624	34.031	47.793	<b>203.500</b>
De 15 a 19	16.646	35.962	23.475	24.869	14.144	20.589	38.398	52.334	<b>226.417</b>
De 20 a 24	18.852	42.007	25.980	27.539	16.270	21.533	44.922	61.771	<b>258.874</b>
De 25 a 29	21.987	48.916	29.796	32.579	19.293	23.293	52.459	76.138	<b>304.461</b>
De 30 a 34	22.376	48.182	29.810	33.563	19.157	23.368	54.292	77.038	<b>307.786</b>
De 35 a 39	22.336	46.590	30.390	32.800	18.273	24.139	53.689	73.564	<b>301.781</b>
De 40 a 44	21.317	44.042	30.192	32.234	17.061	24.992	52.404	69.586	<b>291.828</b>
De 45 a 49	18.900	39.921	26.760	28.545	15.497	21.789	46.885	60.535	<b>258.832</b>
De 50 a 54	15.251	33.082	21.773	22.950	12.844	16.898	39.950	51.746	<b>214.494</b>
De 55 a 59	13.763	29.585	19.357	21.379	11.915	15.352	36.634	47.187	<b>195.172</b>
De 60 a 64	11.295	26.120	18.724	19.789	10.823	14.930	32.931	43.649	<b>178.261</b>
De 65 a 69	10.939	23.484	17.918	19.028	9.998	15.865	29.640	37.610	<b>164.482</b>
De 70 a 74	11.564	23.100	19.638	20.728	10.975	17.158	29.072	38.764	<b>170.999</b>
De 75 a 79	9.736	18.246	17.211	17.701	8.930	15.057	24.494	32.062	<b>143.437</b>
De 80 a 84	6.718	12.119	12.158	12.372	6.550	10.107	17.370	23.159	<b>100.553</b>
De 85 y más	4.912	9.011	9.574	8.770	5.640	7.687	13.140	18.127	<b>76.861</b>
<b>Total</b>	<b>270.676</b>	<b>572.923</b>	<b>393.456</b>	<b>420.607</b>	<b>233.170</b>	<b>326.205</b>	<b>664.272</b>	<b>904.690</b>	<b>3.785.999</b>
<b>Total</b>									
De 0 a 4	30.982	65.616	41.415	45.900	25.416	34.892	68.189	100.336	412.746
De 5 a 9	29.496	60.981	39.873	44.040	23.459	34.900	63.751	92.634	389.134
De 10 a 14	30.801	64.370	44.144	45.831	25.721	40.175	69.408	98.804	419.254
De 15 a 19	34.698	74.049	48.335	51.062	28.795	42.355	78.628	107.741	465.663
De 20 a 24	38.622	86.286	53.325	56.464	32.960	44.140	91.903	126.756	530.456
De 25 a 29	45.234	99.786	60.838	65.997	39.968	47.788	106.417	155.557	621.585
De 30 a 34	45.890	98.021	60.104	66.985	39.262	47.661	108.942	156.257	623.122
De 35 a 39	45.958	93.672	60.781	65.295	37.463	48.961	105.832	147.979	605.941
De 40 a 44	43.423	88.026	60.223	63.659	34.505	50.449	102.738	138.436	581.459
De 45 a 49	38.464	79.730	53.656	56.620	31.388	44.553	91.495	119.742	515.648
De 50 a 54	31.030	65.951	43.357	45.132	26.119	34.247	77.279	101.693	424.808
De 55 a 59	27.443	58.232	37.896	41.148	24.058	30.050	71.528	91.613	381.968
De 60 a 64	22.228	50.931	35.588	37.594	21.235	27.910	63.370	83.759	342.615
De 65 a 69	20.532	43.685	32.761	35.004	18.590	29.329	55.106	69.502	304.509
De 70 a 74	21.269	41.883	35.387	37.656	19.845	31.626	52.528	68.617	308.811
De 75 a 79	17.163	30.860	29.743	30.376	15.405	26.901	41.993	53.037	245.478
De 80 a 84	11.273	19.040	19.799	19.944	10.456	17.001	27.833	35.671	161.017
De 85 y más	7.279	12.461	13.786	12.707	7.771	11.484	18.624	24.678	108.790
<b>Total</b>	<b>541.785</b>	<b>1.133.580</b>	<b>771.011</b>	<b>821.414</b>	<b>462.416</b>	<b>644.422</b>	<b>1.295.564</b>	<b>1.772.812</b>	<b>7.443.004</b>

CONTINUA →

## 2. Población

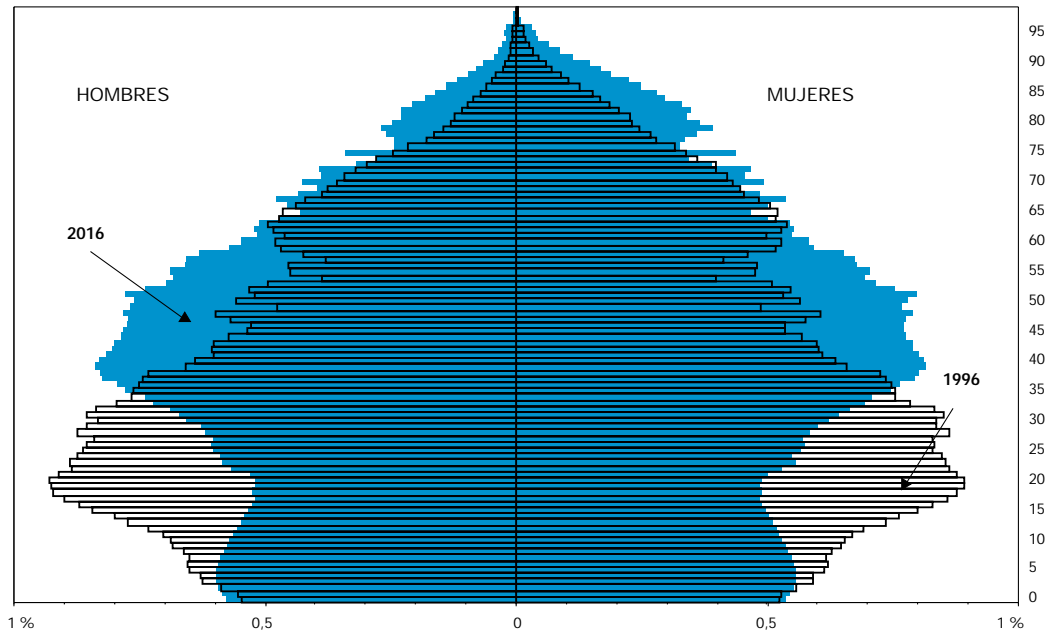
### 2.2.2. Población proyectada según grupos quinquenales de edad y sexo por provincias. Años 2006 y 2016 (hipótesis media)

CONTINUACIÓN

	Almería	Cádiz	Córdoba	Granada	Huelva	Jaén	Málaga	Sevilla	Andalucía
<b>Año 2016</b>									
<b>Hombres</b>									
De 0 a 4	17.686	35.774	22.712	24.821	14.202	18.834	39.435	54.510	227.974
De 5 a 9	17.540	35.730	22.532	24.963	14.190	18.746	38.569	54.854	227.124
De 10 a 14	16.591	33.428	21.407	23.993	13.237	18.144	35.732	51.750	214.282
De 15 a 19	15.820	31.133	20.571	23.106	12.285	17.927	33.496	48.092	202.430
De 20 a 24	16.587	32.481	22.500	23.800	13.332	19.772	35.783	51.146	215.401
De 25 a 29	19.225	36.749	24.116	25.666	14.709	20.236	40.786	55.089	236.576
De 30 a 34	21.387	42.697	26.397	28.104	16.826	21.257	47.985	64.225	268.878
De 35 a 39	24.590	49.330	30.129	32.753	20.577	23.720	54.895	77.934	313.928
De 40 a 44	24.379	48.460	29.672	33.164	19.978	23.888	55.087	77.681	312.309
De 45 a 49	23.910	45.629	29.703	32.285	18.949	24.302	52.112	72.804	299.694
De 50 a 54	22.040	42.294	29.106	30.927	17.081	24.612	49.731	66.826	282.617
De 55 a 59	19.288	37.748	25.723	27.229	15.308	21.725	43.595	56.699	247.315
De 60 a 64	15.370	30.489	20.208	21.141	12.484	16.321	35.813	46.628	198.454
De 65 a 69	12.828	25.510	16.703	18.059	10.942	13.304	32.142	39.643	169.131
De 70 a 74	9.623	20.606	14.170	15.059	8.761	10.914	26.240	33.305	138.678
De 75 a 79	7.460	14.794	10.990	11.894	6.385	9.937	19.470	23.425	104.355
De 80 a 84	6.134	11.201	9.533	10.302	5.376	8.755	14.664	17.888	83.853
De 85 y más	4.773	7.417	7.848	7.922	4.025	7.369	11.133	12.728	63.215
<b>Total</b>	<b>295.231</b>	<b>581.470</b>	<b>384.020</b>	<b>415.188</b>	<b>238.647</b>	<b>319.763</b>	<b>666.668</b>	<b>905.227</b>	<b>3.806.214</b>
<b>Mujeres</b>									
De 0 a 4	16.605	33.603	21.262	23.242	13.230	17.698	37.005	51.260	213.905
De 5 a 9	16.426	33.604	21.085	23.318	13.158	17.622	36.146	51.588	212.947
De 10 a 14	15.506	31.484	20.088	22.413	12.308	17.049	33.478	48.629	200.955
De 15 a 19	14.643	29.165	19.395	21.726	11.279	16.814	31.634	45.444	190.100
De 20 a 24	15.460	30.449	21.141	22.438	12.315	18.808	34.847	48.231	203.689
De 25 a 29	17.619	34.823	22.923	24.657	14.041	19.257	39.644	52.551	225.515
De 30 a 34	20.224	40.949	25.430	27.406	16.164	20.462	46.557	61.687	258.879
De 35 a 39	23.273	47.867	29.354	32.556	19.113	22.676	54.032	75.659	304.530
De 40 a 44	23.302	47.330	29.575	33.739	19.024	22.992	55.462	76.707	308.131
De 45 a 49	22.856	45.789	30.125	33.058	18.168	23.767	54.454	73.295	301.512
De 50 a 54	21.589	43.263	29.829	32.387	16.946	24.579	52.852	69.129	290.574
De 55 a 59	19.075	39.110	26.344	28.598	15.322	21.475	47.220	59.897	257.041
De 60 a 64	15.418	32.265	21.349	22.875	12.625	16.657	40.062	50.766	212.017
De 65 a 69	13.677	28.403	18.712	20.850	11.491	14.849	36.033	45.477	189.492
De 70 a 74	10.887	24.267	17.430	18.598	10.108	13.896	31.320	40.687	167.193
De 75 a 79	9.783	20.364	15.488	16.656	8.733	13.702	26.396	32.813	143.935
De 80 a 84	8.985	17.549	14.827	15.890	8.419	12.955	22.764	29.775	131.164
De 85 y más	8.825	16.194	15.464	16.166	8.487	13.336	23.133	30.149	131.754
<b>Total</b>	<b>294.153</b>	<b>596.478</b>	<b>399.821</b>	<b>436.573</b>	<b>240.931</b>	<b>328.594</b>	<b>703.039</b>	<b>943.744</b>	<b>3.943.333</b>
<b>Total</b>									
De 0 a 4	34.291	69.377	43.974	48.063	27.432	36.532	76.440	105.770	441.879
De 5 a 9	33.966	69.334	43.617	48.281	27.348	36.368	74.715	106.442	440.071
De 10 a 14	32.097	64.912	41.495	46.406	25.545	35.193	69.210	100.379	415.237
De 15 a 19	30.463	60.298	39.966	44.832	23.564	34.741	65.130	93.536	392.530
De 20 a 24	32.047	62.930	43.641	46.238	25.647	38.580	70.630	99.377	419.090
De 25 a 29	36.844	71.572	47.039	50.323	28.750	39.493	80.430	107.640	462.091
De 30 a 34	41.611	83.646	51.827	55.510	32.990	41.719	94.542	125.912	527.757
De 35 a 39	47.863	97.197	59.483	65.309	39.690	46.396	108.927	153.593	618.458
De 40 a 44	47.681	95.790	59.247	66.903	39.002	46.880	110.549	154.388	620.440
De 45 a 49	46.766	91.418	59.828	65.343	37.117	48.069	106.566	146.099	601.206
De 50 a 54	43.629	85.557	58.935	63.314	34.027	49.191	102.583	135.955	573.191
De 55 a 59	38.363	76.858	52.067	55.827	30.630	43.200	90.815	116.596	504.356
De 60 a 64	30.788	62.754	41.557	44.016	25.109	32.978	75.875	97.394	410.471
De 65 a 69	26.505	53.913	35.415	38.909	22.433	28.153	68.175	85.120	358.623
De 70 a 74	20.510	44.873	31.600	33.657	18.869	24.810	57.560	73.992	305.871
De 75 a 79	17.243	35.158	26.478	28.550	15.118	23.639	45.866	56.238	248.290
De 80 a 84	15.119	28.750	24.360	26.192	13.795	21.710	37.428	47.663	215.017
De 85 y más	13.598	23.611	23.312	24.088	12.512	20.705	34.266	42.877	194.969
<b>Total</b>	<b>589.384</b>	<b>1.177.948</b>	<b>783.841</b>	<b>851.761</b>	<b>479.578</b>	<b>648.357</b>	<b>1.369.707</b>	<b>1.848.971</b>	<b>7.749.547</b>

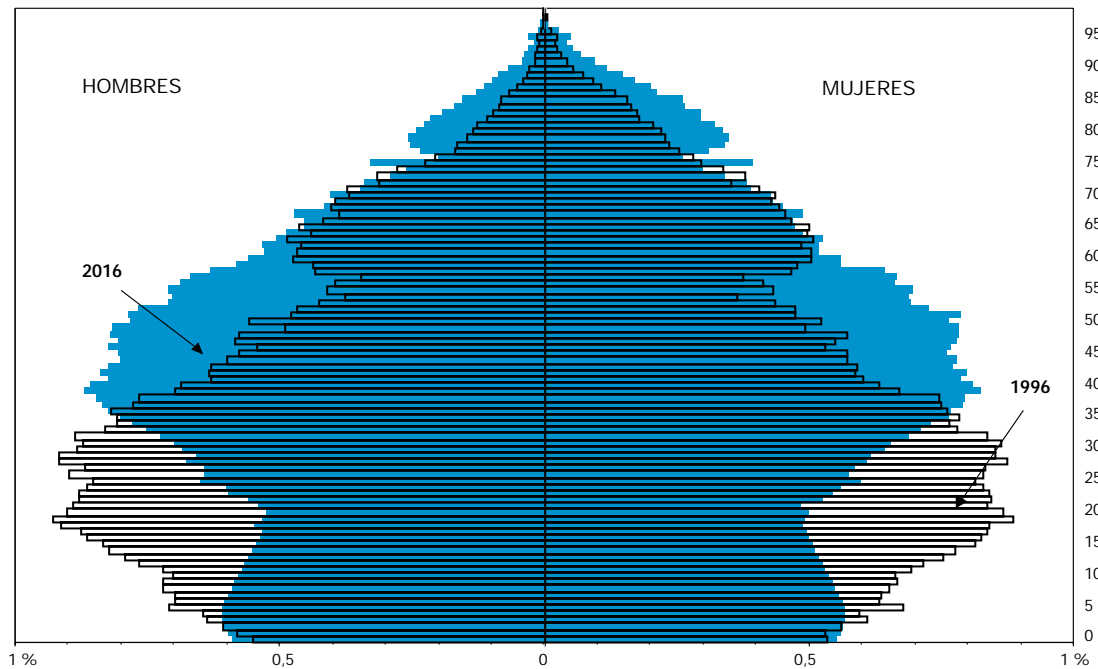
FUENTE: IEA. Proyección de la población de Andalucía, 1998-2051. Avance de resultados

### 2.2.3.G.a. Pirámide de población de Andalucía. Años 1996 y 2016



FUENTE: IEA. Proyección de la población de Andalucía, 1998-2051. Avance de resultados

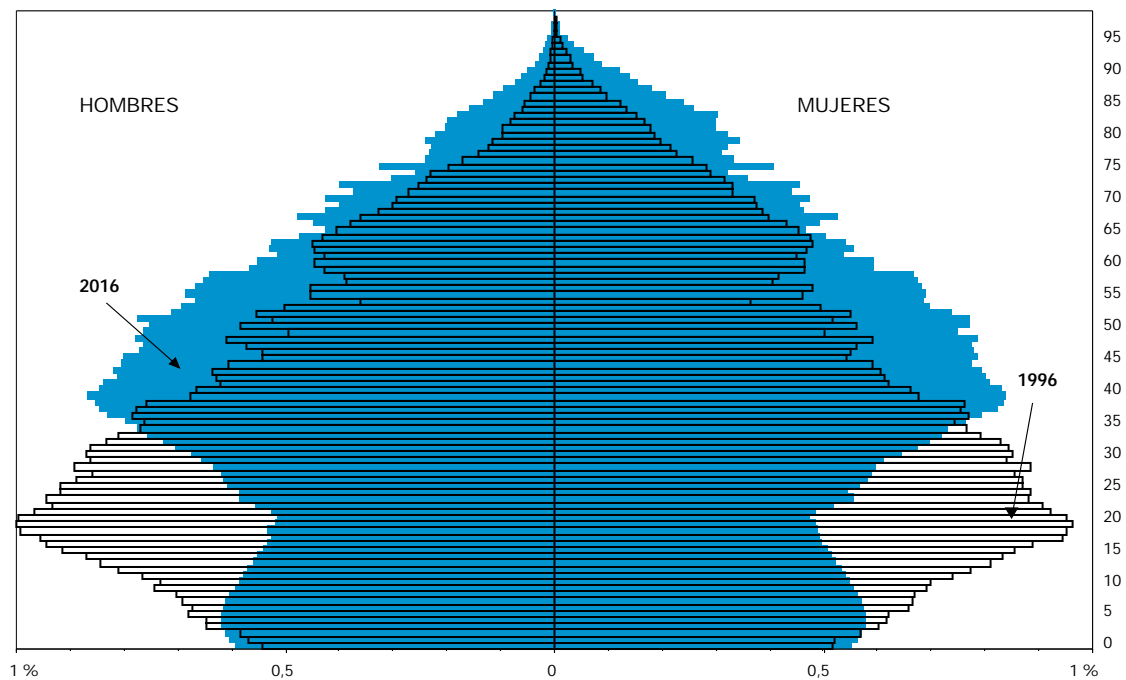
### 2.2.3.G.b. Pirámide de población de Almería. Años 1996 y 2016



FUENTE: IEA. Proyección de la población de Andalucía, 1998-2051. Avance de resultados

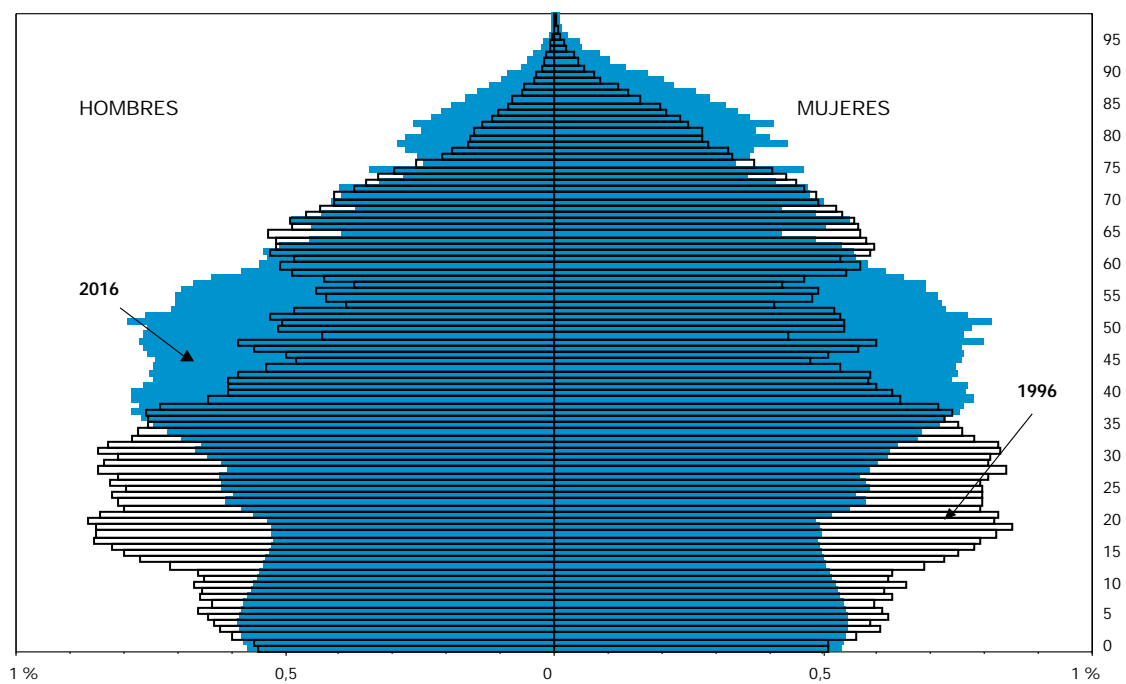
## 2. Población

### 2.2.3.G.c. Pirámide de población de Cádiz. Años 1996 y 2016



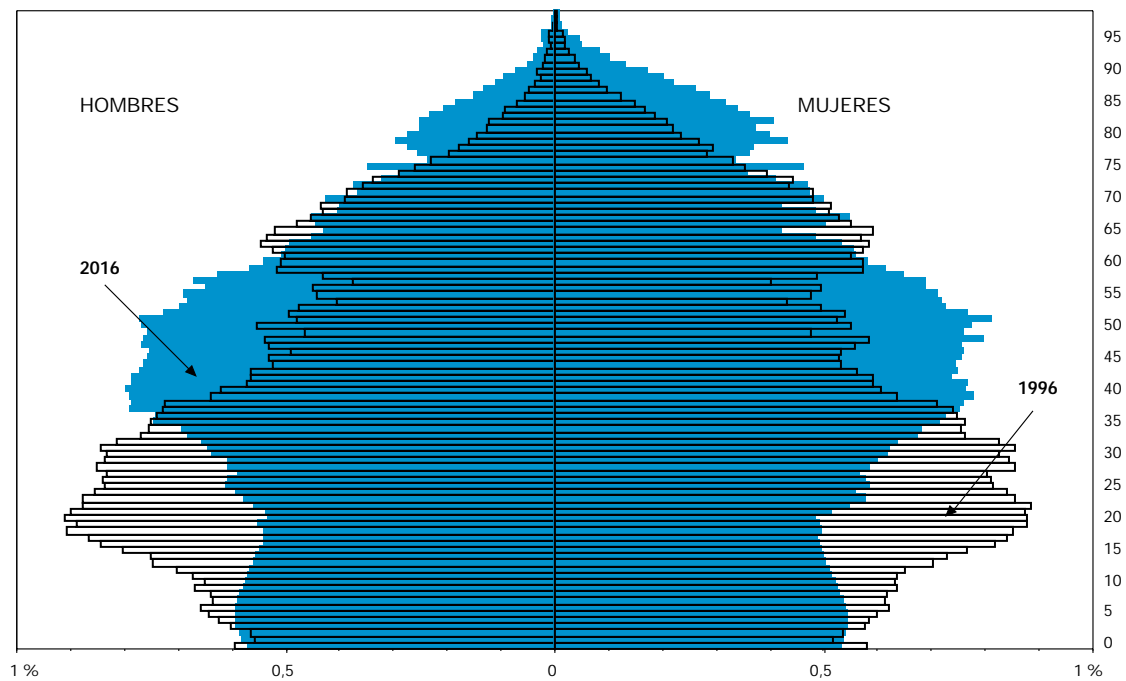
FUENTE: IEA. Proyección de la población de Andalucía, 1998-2051. Avance de resultados

### 2.2.3.G.d. Pirámide de población de Córdoba. Años 1996 y 2016



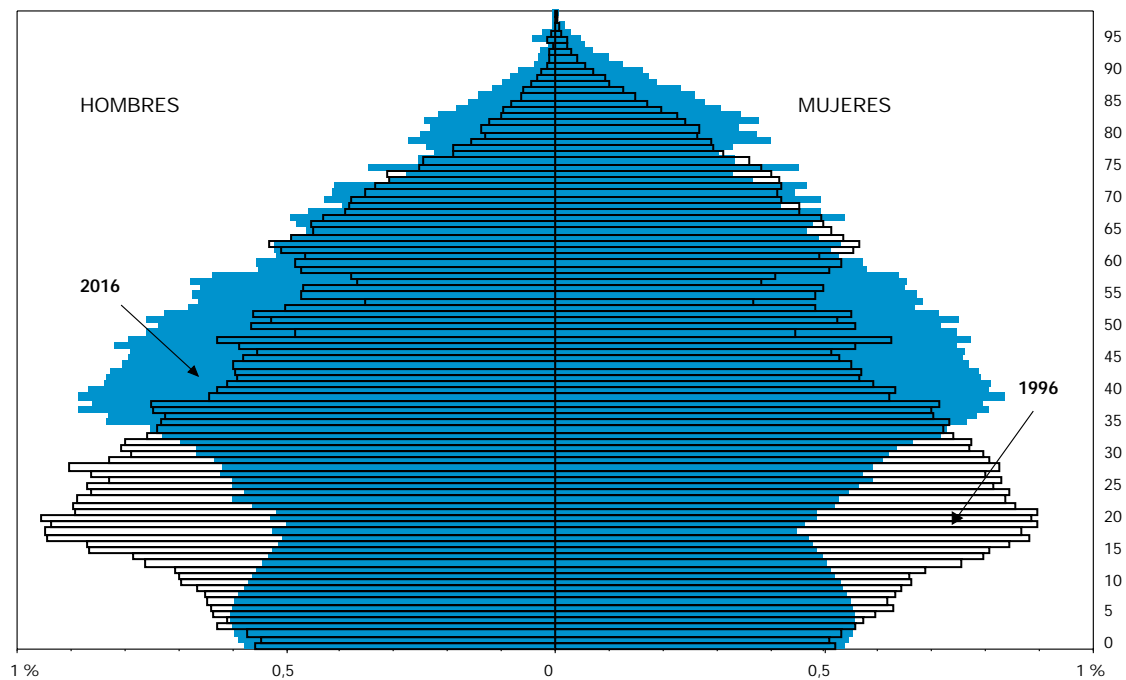
FUENTE: IEA. Proyección de la población de Andalucía, 1998-2051. Avance de resultados

### 2.2.3.G.e. Pirámide de población de Granada. Años 1996 y 2016



FUENTE: IEA. Proyección de la población de Andalucía, 1998-2051. Avance de resultados

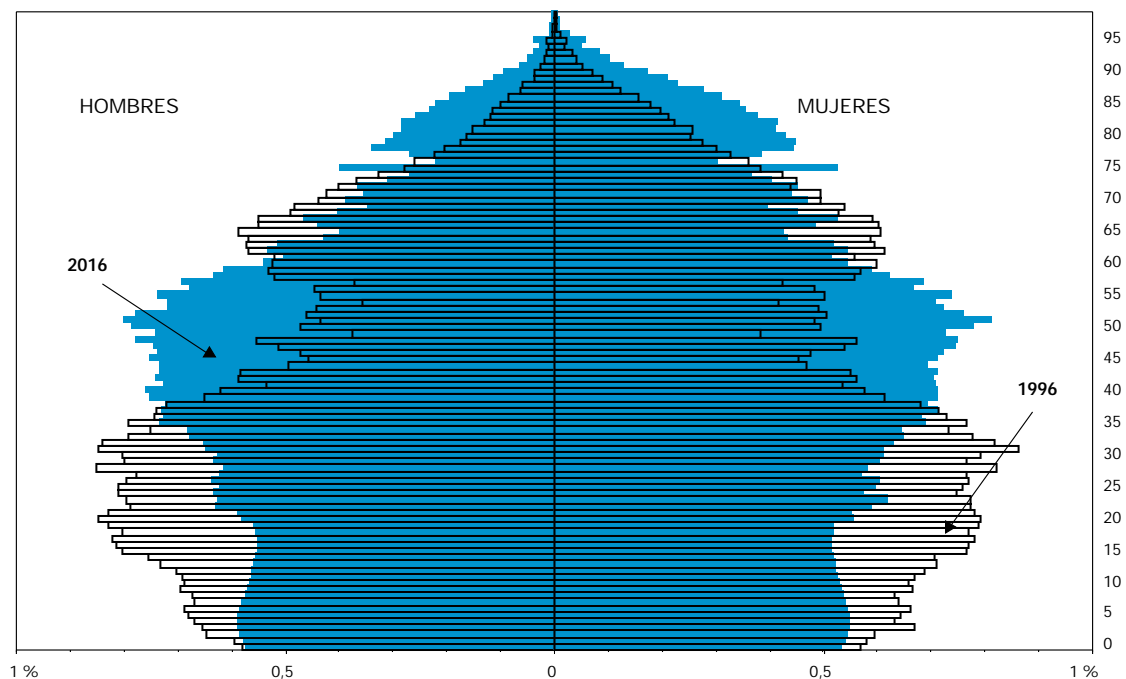
### 2.2.3.G.f. Pirámide de población de Huelva. Años 1996 y 2016



FUENTE: IEA. Proyección de la población de Andalucía, 1998-2051. Avance de resultados

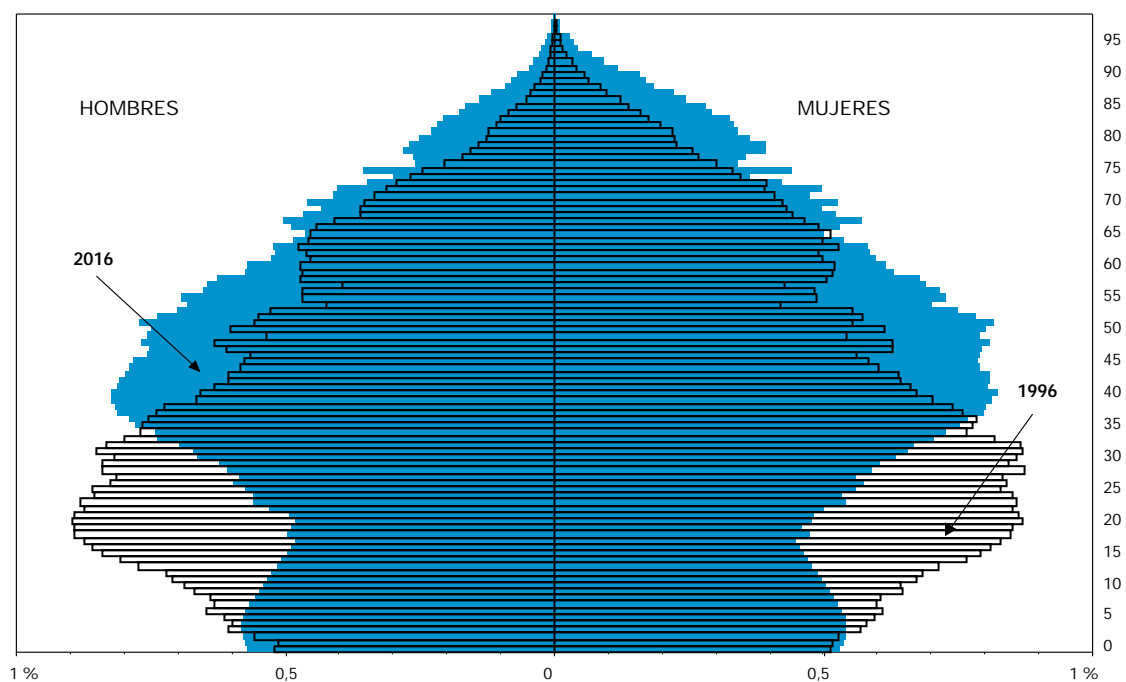
## 2. Población

### 2.2.3.G.g. Pirámide de población de Jaén. Años 1996 y 2016



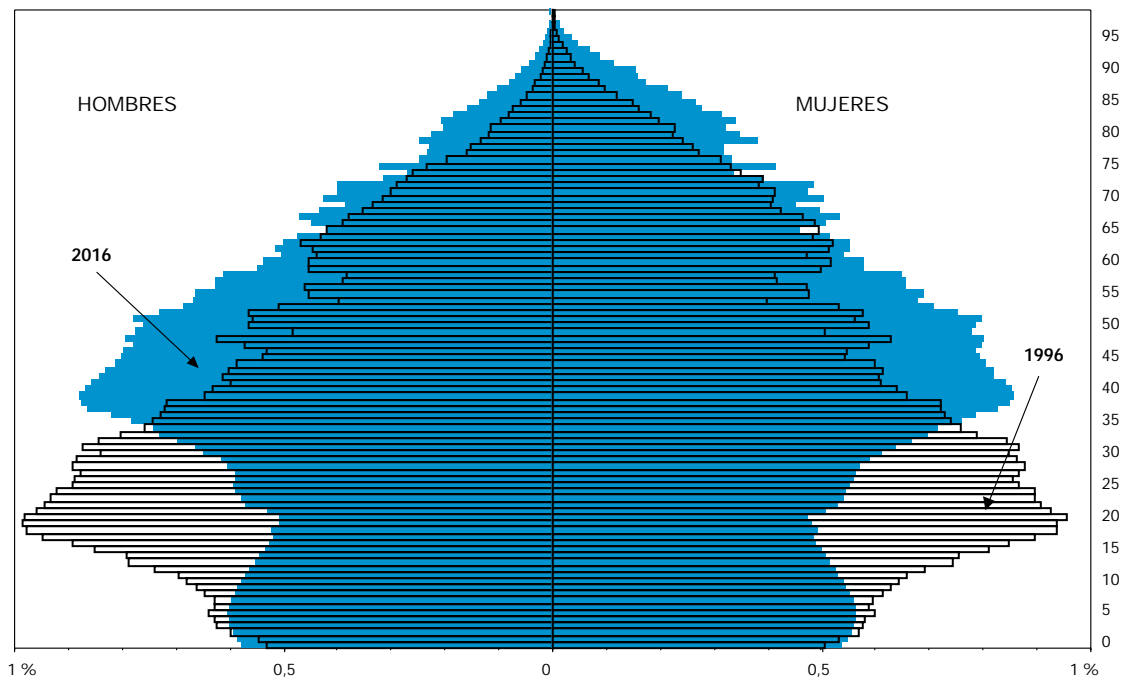
FUENTE: IEA. Proyección de la población de Andalucía, 1998-2051. Avance de resultados

### 2.2.3.G.h. Pirámide de población de Málaga. Años 1996 y 2016



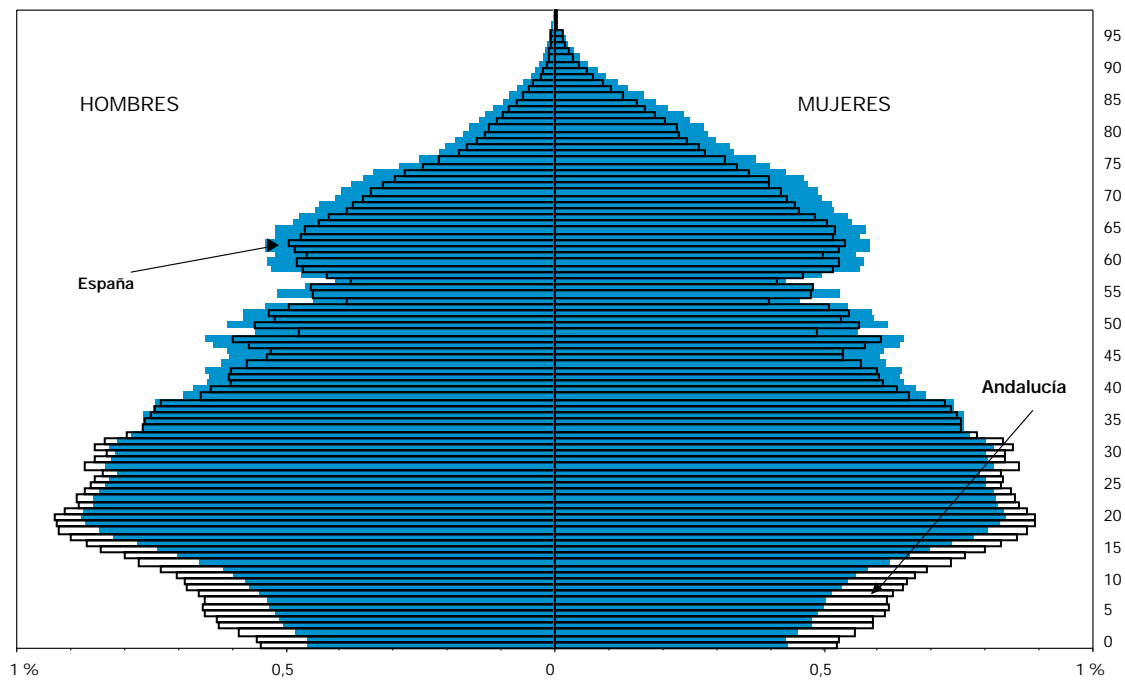
FUENTE: IEA. Proyección de la población de Andalucía, 1998-2051. Avance de resultados

### 2.2.3.G.i. Pirámide de población de Sevilla. Años 1996 y 2016



FUENTE: IEA. Proyección de la población de Andalucía, 1998-2051. Avance de resultados

### 2.2.3.G.j. Pirámide de población de Andalucía y España. Año 1996



FUENTE: INE. Padrón municipal de habitantes del 1 de mayo de 1996